




Set-up Notes

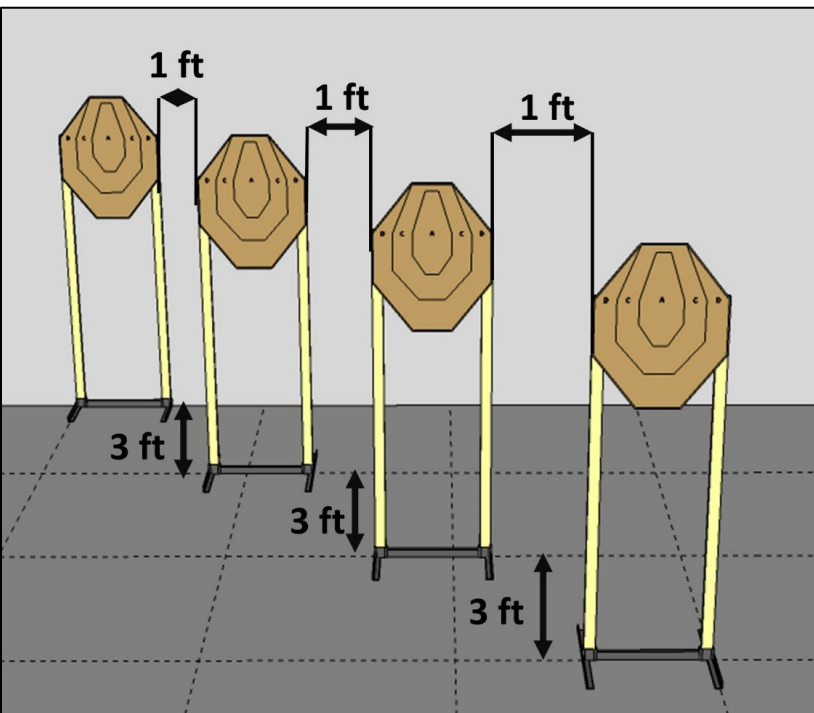
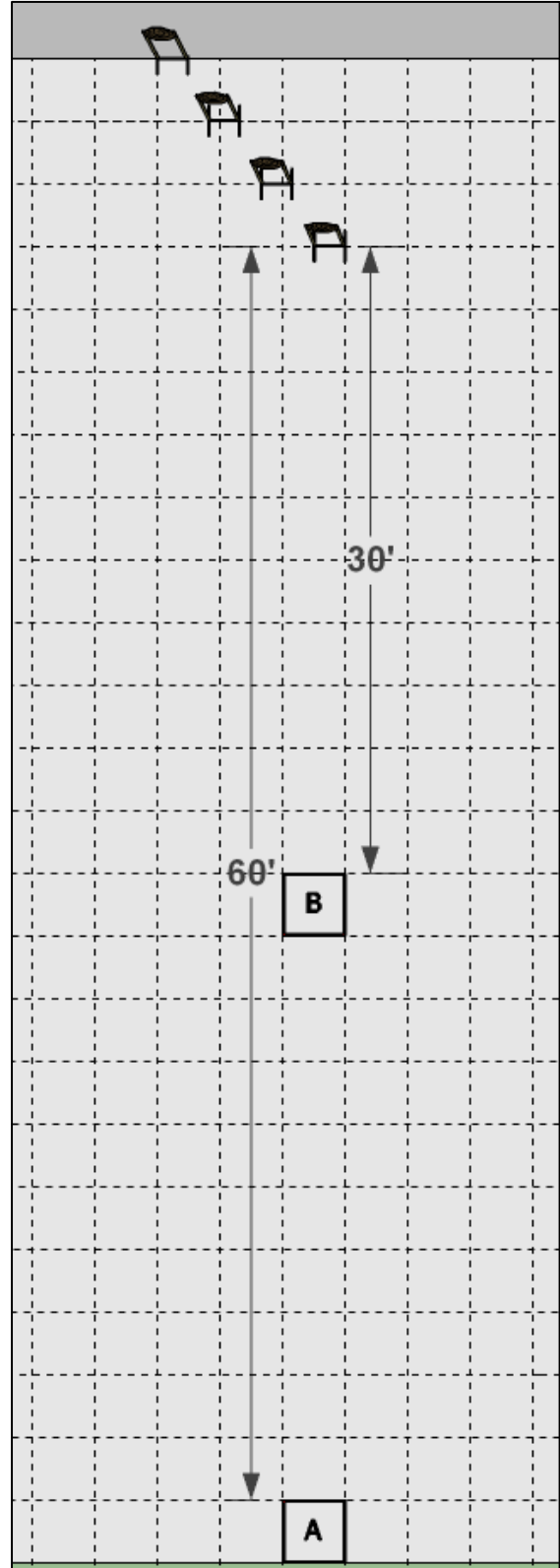
3 ft x 3 ft grid



Target Detail

All targets are 5 foot high to top of target. The right edge of the right target lines up with the right edge of both shooting areas. The remaining targets are 1 foot apart between target edges and are 3 feet behind the previous target.

Overhead view, 3 ft x 3 ft grid





Written Stage Briefing

Win Some Lose Some is a 24 round Fixed Time, Standard Exercise. There are 4 IPSC cardboard targets. The best 6 hits per target will score.

The start position is inside the shooting area. Handgun loaded and holstered, wrists above respective shoulders. PCC is loaded with safety on, held in both hands, stock on belt.

String 1: 7 seconds. From box A, on audible start signal, engage each target with two rounds each, then perform a mandatory reload, and engage each target with one round each *strong hand only* from within the shooting area.

String 2: 7 seconds. From box B, on audible start signal, engage each target with two rounds each, then perform a mandatory reload, and engage each target with one round each *weak hand only* from within the shooting area.

Are there any questions? You have five minutes to inspect the stage.

Reminder: Fixed Time is also Virginia Count. Each extra shot fired per string will be a penalty. (12 rounds per string) Each Extra hit on a target will be a penalty (6 hits per target)
Any shot fired over 7.30 seconds will be an over time shot penalty.